

# ARISE 2Read

PROGRAM GUIDE  
2016-2017

A Renewal In Student Education and Evangelism  
Adopt-a-School Program

Save a child. Save a family. Save a city.

PROGRAM GUIDE

*“That the generation to come might know,  
even the children yet to be born, that they  
may **arise** and tell them to their children,  
that they should put their confidence in  
God, and not forget the works of God,  
but keep His commandments.”*

Psalm 78:6-7





## A Renewal In Student Education and Evangelism Adopt-a-School Program

### Purpose

To impact the lives of children, teachers, and families, and make a difference in communities by focusing on 3rd-grade literacy. This is accomplished by encouraging volunteers from local churches to partner with schools in their areas to help boost reading proficiency. We will help provide opportunities for sharing the Gospel through Good News Clubs on each campus and help strengthen families by partnering with a church in the community to support area families.

### Goal

Save a child. Save a family. Save a city.

### Adopter/Partner Church

Commit to working with the school to promote the academic achievement and spiritual growth of students. Adopt a school, grade, or classroom kindergarten–3rd grade (choose level of involvement).

- Recruit and organize volunteers.
  - Tutor/coach
  - Help in classroom or library
  - Read to class
  - Clean up grounds
  - Support and encourage teachers with notes/treats
  - Proctor tests
- Work with community church to minister to families.
- Create a positive school environment.

### Community Church (a church that is in close proximity to the school)

Commit to minister to the spiritual needs of the community as the adopter church partners with you to share the Gospel and help strengthen these families.

- Find a lead person to coordinate with the adopter church.
- Partner with adopter churches to consistently minister to students, teachers, and families to create opportunities to share the Gospel.
- Host events at the community church (the Gospel can be freely shared at these) for the purpose of ministering to the teachers, students, and families.
  - Fathers Breakfast
  - Mothers Luncheon
  - Good News Bible Clubs
  - Reading camps
  - Summer Vacation Bible School

### ARISE2Read Board Members

Donna Gaines, *Founder and President*  
Ellen Ellis, *Vice President*  
David Hogan, *Treasurer*  
Dayna Street, *Secretary*

Jodie Crockarell  
Ellen Olford  
David Perdue

### ARISE2Read Leadership Contacts

Sara Jerkins  
*Director of Education*  
saraj@ARISE2read.org  
(901) 347-5545

Jodie Crockarell  
*Associate Director*  
jodiec@ARISE2read.org  
(901) 347-5545

Mardi Blair  
*Director of Volunteers*  
mardib@ARISE2read.org  
(901) 347-5545

## City of Memphis Demographics

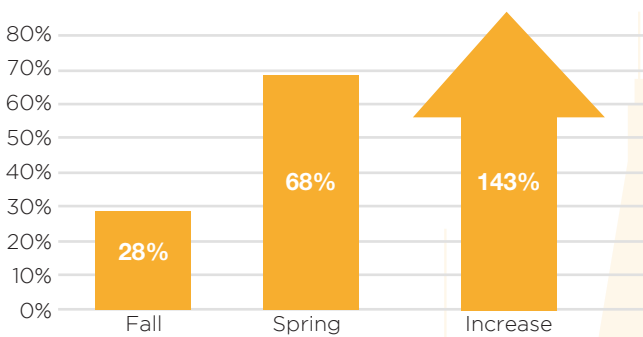
Memphis has the highest poverty rate among cities with more than one million people and the second highest child-poverty rate for cities with populations over 500,000 people. While the poverty rates in Memphis have increased, some areas of the country have reduced poverty rates significantly, suggesting that poverty solutions are within reach.<sup>1</sup> Low-income students are six times more likely to drop out of school.<sup>2</sup>

### Education Facts

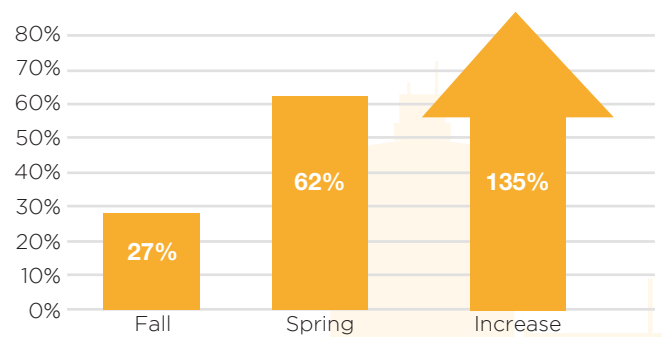
- Students in low-income communities are, on average, three grade levels behind their peers in affluent communities.<sup>3</sup>
- The Tennessee 2015 Priority Schools List represents the lowest-performing five percent of schools in academic achievement. It contained 85 schools; 59 of them were in Shelby County, and 28 of them were elementary schools.<sup>4</sup>
- In middle-income neighborhoods, the ratio of books per child is 13:1. In low-income areas, the ratio is one age-appropriate book for every 300 children.<sup>5</sup>
- Two thirds of students who do not read proficiently by the end of 4th grade will end up either in jail or on welfare.<sup>6</sup>
- There is hope! Children in poverty who read proficiently by the end of 3rd grade have an 89 percent graduation rate.<sup>7</sup>

### ARISE2Read Team Read Results

The Percentage of Treadwell Elementary 2nd Graders Reading on Fry Word Grade Level  
**2013-16 school years averaged**



The Percentage of 2nd Graders Reading on Fry Word Grade Level  
Average of 7 Schools Reporting Data<sup>8</sup>  
**2015-16 school year**



**Treadwell Elementary's reading scores on the Standardized Achievement Test (SAT 10) have increased 68.75 percent since 2014.**

<sup>1</sup> Information from the 2012 Memphis Fact Sheet by Department of Social Work, School of Urban Affairs and Public Policy at The University of Memphis

<sup>2</sup> National Center for Education Statistics

<sup>3</sup> Educating All God's Children by Nicole Baker Fulgham

<sup>4</sup> Tennessee Department of Education 2014-15 Priority Schools

<sup>5</sup> Neuman, Susan B. and David K. Dickinson, ed. Handbook of Early Literacy Research, Volume 2. New York, N.Y.; 2006, p. 31.

<sup>6</sup> teachforamerica.org

<sup>7</sup> blogs.edweek.org

<sup>8</sup> Graph represents data for Carnes, Cordova, Hawkins Mill, LaRose, Lucie E. Campbell, South Park, and Treadwell Elementary Schools.

## Timeline for Getting Started

### Churches


After gaining commitment and support from your pastor:

- **Identify a lead person** at church to serve as head coach to oversee the program.
- **Select your school** from the ARISE2Read Target School list.
- **Gain the principal's permission** to use the Team Read tutoring program.
- **Set a time frame** to have coaches/tutors in place.
- **Work with the ARISE2Read Team for publicity.**
- **Publicize ARISE2Read coaching program** in your church to generate excitement and enthusiasm for the program.
  - a. From the pulpit—the pastor will be the most effective.
  - b. In Sunday School classes, sign-up displays, bulletins, emails, etc.
- **Place sign-up information sheets or cards** in multiple areas to gather contact information. Request email and phone number for each volunteer.
- **Set a date** for coach/tutor training.
  - a. Keep involvement simple.
  - b. All volunteers must be fingerprinted. Fingerprinting forms will be provided by the Shelby County School Board at the training.
  - c. Assure volunteers that the Team Read tutoring method is easy to use. ARISE2Read will provide Team Read training.
  - d. Explain time requirement of one hour per week.
  - e. Provide a good map showing the location of the school.
- **Purchase and assemble coach/tutor boxes** Most items can be found at the Dollar Store, WalMart, etc. See contents on page 8.
- **Provide file folders** for each student.
- **Develop and maintain a relationship** with the principal.
- Head coach will **coordinate coaching/tutoring schedule** with the school.
- **Schedule volunteers** and give them a start date (school board background check must be complete).
- **Plan additional community service opportunities** at the school: school grounds cleanup days, parenting classes, teacher appreciation luncheon, teacher treats, etc.



### Schools

- Principal approves using Team Read method of coaching/tutoring.
- Provide a space for coaching/tutoring.
- Identify participating students (2nd grade recommended).
- Select days and times for coaches'/tutors' schedules.
- Clarify protocol for parking, sign-in, etc.
- Provide the school calendar.
- Notify the head coach when students are not available for coaching (field trips, special programs, testing, etc.).



### ARISE2Read Team

- Assists in selecting a school
- Assists when meeting with the principal to explain Team Read
- Provides Team Read training
- Supports and encourages head coach
- Assists head coaches when multiple churches join together to implement Team Read

## Team Read Tutoring | Frequently Asked Questions and Answers

### Q: What is Team Read?

A: Team Read is a program approved by Shelby County Schools (SCS). ARISE2Read utilizes this program to teach children to read using foundational or sight words. A study by SCS showed 2nd graders who were coached or tutored gained nearly twice as many foundational words in one year as students who had no coaching or tutoring. SCS needs ARISE2Read volunteers to help implement Team Read.

### Q: Do I need to have a background in education?

A: No, you need a willing heart and the ability to work with a child on a basic sight-word list. We provide training!

### Q: What are foundational words?

A: They are called sight words or Fry Words. These are 1,000 words that educator Edward Fry determined a reader must recognize and understand on sight. Fry Words are divided into levels of 100 words, and the levels are roughly equal to grade levels. **To show how important these words are, the first 300 words on the list represent about 67 percent of all the words students encounter in their reading.**

### Q: Why focus on Fry Words?

A: The National Institute for Literacy states, "Having a bank of sight words releases a reader's attention needed for comprehension and for figuring out more difficult and less frequent words." In other words, more brain cells are freed up for other aspects of reading.

### Q: What about phonics?

A: We strive to partner with the classroom teacher by teaching the children to memorize the Fry Words and leave the phonics instruction to the classroom teacher.

### Q: How much volunteer time does it take?

A: Volunteers give one hour a week, mid September–April. We follow the SCS calendar, which includes holidays, testing days, and field trips.

### Q: What is the most essential element for a good Team Read?

A: Enlist faithful, committed, flexible volunteers.

### Q: When can I coach/tutor?

A: Opportunities to coach/tutor are available daily. Schedules vary by school.

### Q: How many students does one coach have?

A: A coach will have two students every hour, one at a time—that's 30 minutes for each student. However, by the time you get settled, it's 20–23 minutes per child, and it goes by faster than you can imagine!

### Q: I'm ready to get involved. How do I start?

A: Sign up for a Team Read Training at [ARISE2Read.org](http://ARISE2Read.org) or email Mardi Blair at [mardib@ARISE2read.org](mailto:mardib@ARISE2read.org).

## ARISE2Read Target Schools

SCHOOL NAME	ADDRESS	ZONE
Alcy Elementary	1750 Alcy Road	South Central
Carnes Elementary	943 J.W. Williams Lane	North Central
Cordova Elementary	750 Sanga Road	North
Dexter Elementary	7105 Dexter	North Central
Dunbar Elementary	2606 Select Avenue	South Central
Hawkins Mill Elementary	4295 Mount Terrace	North
LaRose Elementary	864 South Wellington	North Central
Lucie E. Campbell Elementary	3232 Birchfield	North
Scenic Hills Elementary	3450 Scenic Highway	North
Sheffield Elementary	4290 Chuck Avenue	South
South Park Elementary	1736 Getwell	South Central
Treadwell Elementary	3538 Given Avenue	North Central
Winridge Elementary	3500 Ridgeway	South

### ADDITIONAL SUPPORT SCHOOLS—NOT SHELBY COUNTY SCHOOL SYSTEM

Brinkley Heights Christian Academy	3260 Macon Road	North Central
Georgian Hills Achievement	3930 Leweir Street	North
Promise Academy-Spring Hill	3796 Raleigh-Frayser	North
Alexander Academy	900 North Highland Avenue	Jackson, Tennessee
Arlington Elementary	701 Arlington Avenue	Jackson, Tennessee
Lane Elementary	746 Lexington Avenue	Jackson, Tennessee
Andrew Jackson Elementary	211 Oak Hickory Boulevard	Jackson, Tennessee
Jackson Career and Tech Magnet	668 Lexington Avenue	Jackson, Tennessee
Lincoln Magnet School	425 Berry street	Jackson, Tennessee
Covington Elementary	760 Bert Johnson	Covington, Tennessee
Crestview Elementary	151 Mark Walker, Jr. Boulevard	Covington, Tennessee

### PROPOSED SHELBY COUNTY NEW TEAM READ SCHOOLS

Evans Elementary	4949 Cottonwood	North Central
Fox Meadows Elementary	2960 Emerald	North Central
Getwell Elementary	2795 Getwell	North Central
Holmes Road Elementary	1083 Holmes Road	South
Manor Lake Elementary	4900 Horn Lake Road	South
Robert. R. Church Elementary	4100 Mill Branch Road	South
Vollentine Elementary	1682 Vollentine	North Central
Winchester Elementary	3587 Bolingshire	South Central

**ARISE2Read currently partners with 27 churches, businesses, and organizations.**

**Visit [ARISE2Read.org](https://www.arise2read.org) for updated information.**

## On Your Mark... Get Set... GO!

### 1. ON YOUR MARK! Preparation

- A. **Check in at your school office** by using the computer or by signing in. Print and wear a visitor label.
- B. **Go to your coaching space or room.**
- C. **Get both of your students' folders.**
  1. Sign in and date the form located on the front page of the folder. Count every coaching session as 30 minutes unless the child misses half of the session.
  2. Write your contact information on the label located on the outside of the student's folder.
  3. Look for your student's beginning Fry Word on the label. If that line is blank, begin with Fry Word number one.
  4. Remove the Fry Word list from the student's folder.
- D. **Pick up a coaching box.**

### 2. GET SET! Identifying the Five Focus Words

- A. **Get your student** from the classroom.
- B. **First coaching session only: Get to know your student.** (Six Minutes)  
What kinds of things do you like to do in your free time?  
Who stays with you in your home?
- C. **Start reading** with the beginning Fry Word listed on the folder. If it has not been identified, begin with word number one. On the following sessions, you will identify focus words by including any circled words that are not mastered and highlighted. Then have the student continue to read down the Fry Word list until you have five words that were missed.
- D. **Highlight correctly read words AND circle all missed words.**
- E. **When five words are missed, draw a line under the last missed word and write the date.**  
(Words do not have to be in consecutive order.) See page 11 for an example of this system.

### 3. GO! Memorizing Fry Words

- A. **Repeat It** (Three Minutes) The coach reads the first circled word, then the student reads it. Repeat for all five words. Repetition is the key to memorizing the words.
- B. **Write It** (Three Minutes) Student writes each Fry Word. Repeat for all five words. (You may put the words on an index card and send home with the student.)
- C. **Use It** (Three Minutes) The student uses the word in a sentence.
- D. **Play It** (Eight Minutes) Play games to reinforce the five words the student is learning. Some games will be available in the coach's box. Fill in the blanks on the games with circled words. Use previously circled words for a review when the game calls for more than five words.
- E. **Read It** (Six Minutes) Use this time to let students practice reading. You may use practice packets for the students to read phrases, full sentences, or short stories. You may also use a book of your choice for echo reading. (In echo reading, the coach and the student take turns reading the sentences in the text. The coach models how to read fluently for the student).
- F. **Repeat It Again** (One Minute) The coach reads each word as a closing review and the student repeats.
- G. **Praise** Give your student a sticker. (No gifts, candy, etc. please.)
- H. **Make notes for the next coach** and place in student's folder.
- I. **Highlight every word the student has learned on the Fry Word list** with a yellow highlighter, including the circled words after they are mastered.
- J. **Walk** your student back to class and get your second student.
- K. **Repeat** steps 2.A.-3.J.

### 4. Before You Leave

Put your coaching boxes away. CHECK OUT in the office.

#### Coaching Box Contents

The plastic coaching boxes are shared by all coaches. Be sure to have enough boxes that equal the total number of coaches at any one time.

- 2-3 number 2 pencils
- 3-4 colored pencils
- 3-4 crayons
- Yellow highlighter
- 2-3 Expo markers (dry erase)
- Dry eraser
- Kleenex
- Lined note pad
- Game pieces
- Dice
- Stickers
- Index cards
- Laminated games
- Pencil sharpener
- 2-3 mini cars



## Being a Team Read Coach

Being a Team Read Coach is a blessing that carries responsibility. We are God's hands and feet, bringing the heart of Jesus. While Team Read allows us to show the love of Jesus, we want to be respectful and adhere to the school board policy that says we are not permitted to share the Gospel during school hours. However, developing a positive relationship with our target schools may open many doors for the Gospel outside school hours.

### Games to Reinforce Fry Words

For updated games and instructions, visit the Resources section of [ARISE2Read.org](http://ARISE2Read.org).

#### Coaches should be:

- **Reliable:** The school depends on us, and the children look forward to seeing us. We must be faithful.
- **Flexible:** Things don't always go according to plan, so be open to change.
- **Appreciative:** Be grateful for the work of the school staff and fellow coaches. We are all part of the team.
- **Models:** Represent Jesus in all you do. Modeling characteristics like honesty, patience, responsibility, and caring will positively influence the students!

#### Coaches should have:

- A professional and supportive attitude with the school staff
- An interest in the future leaders of the Mid-South
- Good moral character
- A willingness to share your most limited resource—time
- A listening ear
- A desire to show God's love at work in the world

### Requirements for Team Read Coaches

New Team Read Coaches must attend a training session. In addition, coaches must be fingerprinted and undergo a background check at the Shelby County School office. You will be notified when you are cleared to begin coaching. Do not begin working with children until you have received notification. Returning coaches must complete a computerized renewal form at the school. Dates will be announced.

We adhere to Shelby County School policies about student volunteer interaction, and it is ARISE2Read's policy that volunteers do not interact with students outside of tutoring sessions. For a full list of Shelby County School policies, please visit [scsk12.org](http://scsk12.org).

### Emergency: Drills and Accidents

When you enter the school, please look for the Emergency Drill Instructions on a hallway wall. Check for the nearest exit. In emergency drills follow the nearest teacher and obey his/her directives. DO NOT attempt to return your student to his/her classroom during the emergency or the drill.

**Report all accidents** involving you or a student to the office immediately.

### Abuse or Neglect

All volunteers should know some warning signs of abuse or neglect. If you suspect a student is being abused or neglected, it is mandatory by state law, that you report it immediately to the Department of Children's Services at the state toll-free number, (877) 237-0004.

**Visit the Resources page of [ARISE2Read.org](http://ARISE2Read.org) for additional information.**

Notes



## Fry Sight Words

- |          |           |                                  |            |
|----------|-----------|----------------------------------|------------|
| 1. the   | 26. or    | 51. will                         | 76. number |
| 2. of    | 27. one   | 52. up                           | 77. no     |
| 3. and   | 28. had   | 53. other                        | 78. way    |
| 4. a     | 29. by    | 54. about <small>10/1/14</small> | 79. could  |
| 5. to    | 30. word  | 55. out                          | 80. people |
| 6. in    | 31. but   | 56. many                         | 81. my     |
| 7. is    | 32. not   | 57. then                         | 82. than   |
| 8. you   | 33. what  | 58. them                         | 83. first  |
| 9. that  | 34. all   | 59. these                        | 84. water  |
| 10. it   | 35. were  | 60. so                           | 85. been   |
| 11. he   | 36. we    | 61. some                         | 86. call   |
| 12. was  | 37. when  | 62. her                          | 87. who    |
| 13. for  | 38. your  | 63. would                        | 88. oil    |
| 14. on   | 39. can   | 64. make                         | 89. its    |
| 15. are  | 40. said  | 65. like                         | 90. now    |
| 16. as   | 41. there | 66. him                          | 91. find   |
| 17. with | 42. use   | 67. into                         | 92. long   |
| 18. his  | 43. an    | 68. time                         | 93. down   |
| 19. they | 44. each  | 69. has                          | 94. day    |
| 20. I    | 45. which | 70. look                         | 95. did    |
| 21. at   | 46. she   | 71. two                          | 96. get    |
| 22. be   | 47. do    | 72. more                         | 97. come   |
| 23. this | 48. how   | 73. write <small>10/3/14</small> | 98. made   |
| 24. have | 49. their | 74. go                           | 99. may    |
| 25. from | 50. if    | 75. see                          | 100. part  |

ARISE2Read.org

